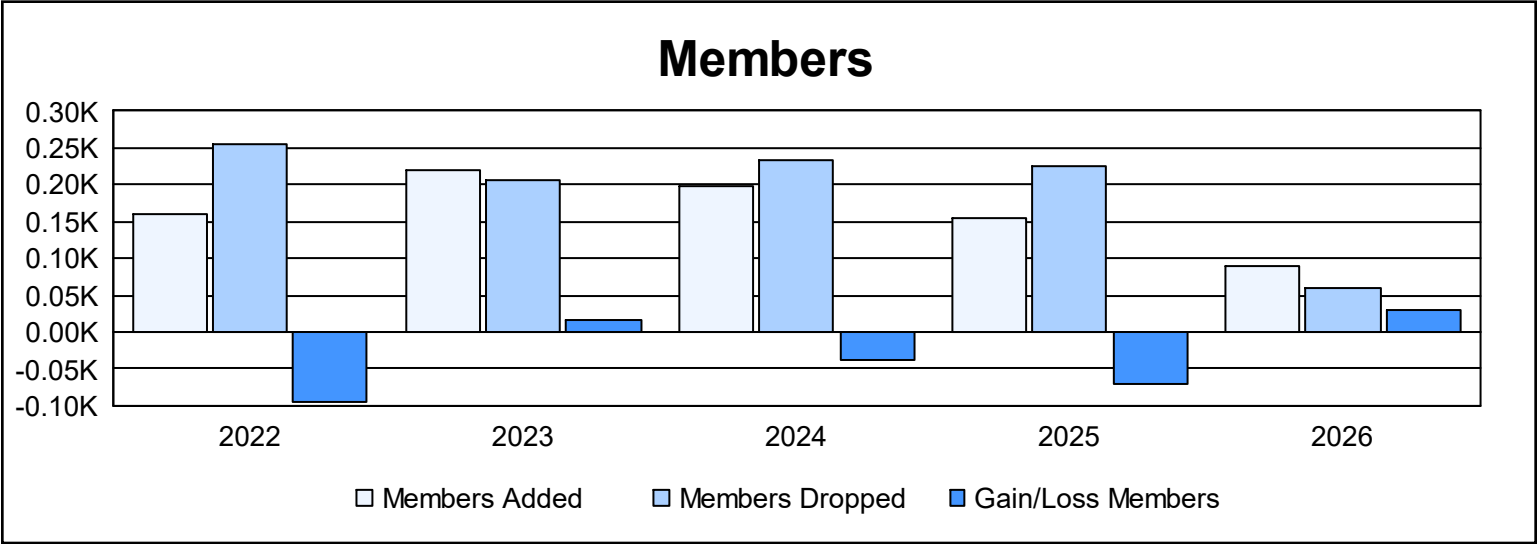
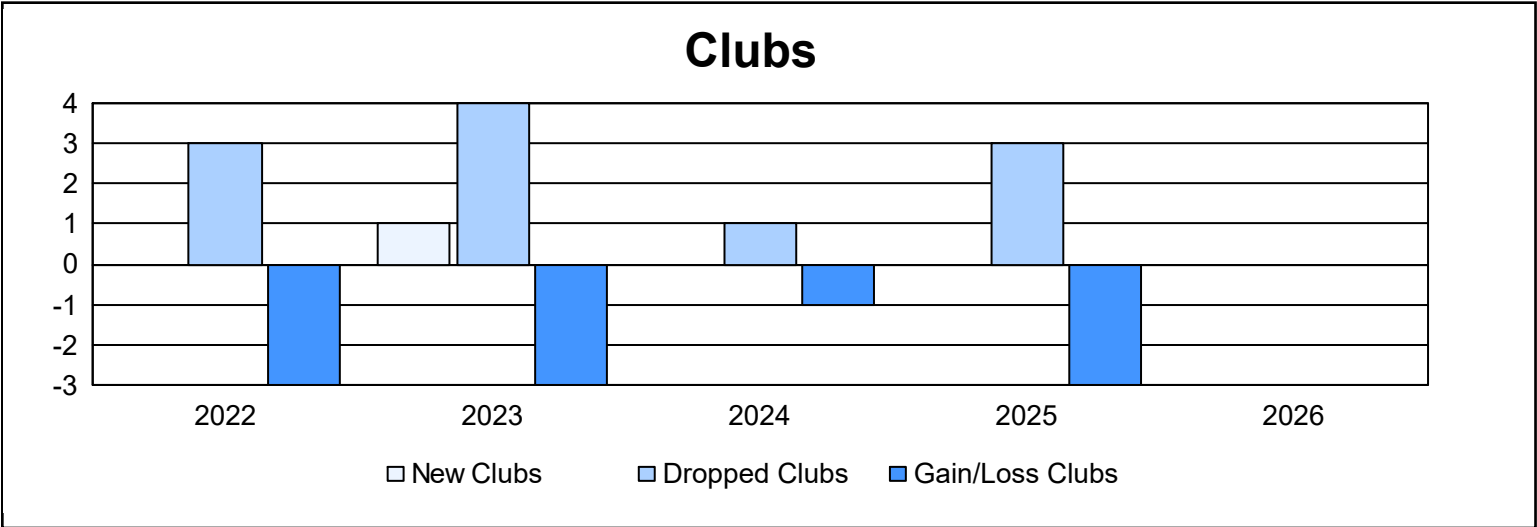
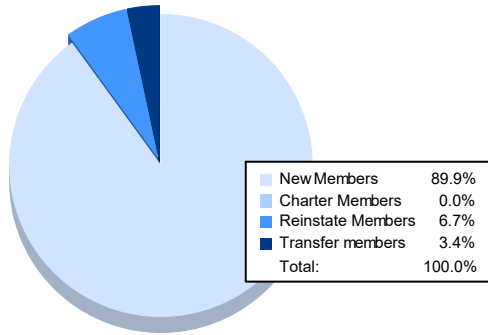


| Year | New Clubs | Dropped Clubs | Gain/ Loss Clubs | New Members | Charter Members | Reinstate Members | Transfer Members | Total Member Added | Total Members Dropped | Gain/ Loss Members |
|-----------|-----------|---------------|------------------|-------------|-----------------|-------------------|------------------|--------------------|-----------------------|--------------------|
| 2021-2022 | 0 | 3 | -3 | 125 | 7 | 4 | 23 | 159 | 255 | -96 |
| 2022-2023 | 1 | 4 | -3 | 164 | 27 | 6 | 24 | 221 | 205 | 16 |
| 2023-2024 | 0 | 1 | -1 | 164 | 4 | 12 | 17 | 197 | 234 | -37 |
| 2024-2025 | 0 | 3 | -3 | 134 | 0 | 6 | 15 | 155 | 226 | -71 |
| 2025-2026 | 0 | 0 | 0 | 80 | 0 | 6 | 3 | 89 | 60 | 29 |
| Average | 0 | 2 | -2 | 133 | 8 | 7 | 16 | 164 | 196 | -32 |



Membership Composition

November 2025 Cumulative



Gender Composition

November 2025 Cumulative

